

Jeep[®]

WRANGLER

AUSTRALIAN SERVICE & WARRANTY HANDBOOK

CONTENTS

IMPORTANT NOTICE	5	7. ELIGIBILITY TO CLAIM THE FCAA MANUFACTURER'S WARRANTY	17
NEW VEHICLE INFORMATION	7	7.1. REGISTRATION AND OPERATION REQUIREMENTS	17
INTRODUCTION	9	7.2. SERVICE RECORDS	17
1. FCAA MANUFACTURER'S WARRANTY PROVIDER	9	7.3. DAILY CARE	18
2. WHAT IS COVERED BY THE FCAA MANUFACTURER'S WARRANTY	10	7.4. SERVICE RECOMMENDATIONS	18
2.1. BASIC WARRANTY	10	7.5. FUEL	19
2.2. CORROSION WARRANTY	11	7.6. ETHANOL	19
3. WHAT IS NOT COVERED	11	8. USE OF GENUINE SPARE PARTS	20
3.1. MODIFICATIONS NOT COVERED	11	9. ROADSIDE ASSISTANCE	20
3.2. ENVIRONMENTAL FACTORS NOT COVERED	13	SCHEDULED MAINTENANCE	
3.3. MAINTENANCE COSTS NOT COVERED	13	JEEP WRANGLER 3.6L PETROL ENGINE	22
3.4. INCIDENTAL AND CONSEQUENTIAL DAMAGES NOT COVERED	13	SCHEDULED MAINTENANCE	
3.5. RACING NOT COVERED	14	JEEP WRANGLER 2.8L DIESEL ENGINE	25
3.6. CERTAIN KINDS OF CORROSION NOT COVERED	14	SCHEDULED SERVICE LOG STAMPS	28
3.7. OTHER EXCLUSIONS	14	CHANGE OF OWNERSHIP/ADDRESS FORMS	35
3.8. TOTAL LOSS, SALVAGE, JUNK, OR SCRAP CARS NOT COVERED	14		
4. HOW TO GET FCAA MANUFACTURER'S WARRANTY SERVICE	15		
4.1. WHERE TO TAKE YOUR VEHICLE	15		
4.2. EMERGENCY WARRANTY REPAIRS	15		
5. FCAA MANUFACTURER'S WARRANTY PROBLEMS	15		
5.1. STEPS TO TAKE	15		
5.2. CONTACT INFORMATION	16		
6. OTHER INFORMATION ABOUT YOUR FCAA MANUFACTURER'S WARRANTY	16		
6.1. EXCHANGED PARTS MAY BE USED IN FCAA MANUFACTURER'S WARRANTY REPAIRS	16		
6.2. PRE-DELIVERY SERVICE	16		
6.3. TRANSFER OF FCAA MANUFACTURER'S WARRANTY	16		
6.4. PRODUCTION CHANGES	16		

IMPORTANT NOTICE

The FCAA Manufacturer's Warranty set out below applies to all persons who purchase a Jeep Wrangler passenger vehicle in Australia.

YOUR CONSUMER RIGHTS

The benefits given to you in the FCAA Manufacturer's Warranty are in addition to, and do not detract from, any rights and remedies that you may have under Australian consumer protection laws. Our goods come with guarantees that cannot be excluded under the Australian Consumer Law. You are entitled to a replacement or refund for a major failure and compensation for any other reasonably foreseeable loss or damage. You are also entitled to have the goods repaired or replaced if the goods fail to be of acceptable quality and the failure does not amount to a major failure.

The FCAA Manufacturer's Warranty:

- is not intended to change or exclude any statutory consumer rights that cannot be lawfully changed or excluded;
- is independent of any warranty that may be provided by the seller, for which it carries sole responsibility; and
- does not affect your rights against the seller, including any mandatory statutory rights you may have against the seller under consumer laws.

Dear Customer,

For 75 years, Jeep® vehicles have inspired men and women to dream and to dare. To go farther, live larger and explore every corner of this amazing world.

Our vehicles have been, and always will be, vehicles for dreamers and doers — they forge an extraordinary, uncommon bond with the drivers who choose to get behind the wheel.

Adventure is a part of the DNA of every Jeep vehicle ever built and as long as curiosity drives humans to explore the edges of heaven and earth, there will always be a Jeep vehicle ready to take on the task.

The Jeep Wrangler is the vehicle others are measured against for off-road capability. Factory engineered to satisfy the desires of off-roaders who want uncompromising performance.

Congratulations on your purchase of a Jeep Wrangler. An off-road icon ready to create your next unfortgettable adventure.

Enjoy your new Jeep.

INTRODUCTION

Vehicle operators should ensure that they are fully aware of the contents of the vehicle handbook and have familiarised themselves with the vehicle before driving. The information contained in the Operating Information/Owner's Handbook is for general reference only. The routine maintenance schedule and warranty information contained in this handbook is created specifically for Australia and to the extent of any inconsistencies supersedes that laid out in the Operating Information/Owner's Handbook. All material contained in this publication is based on the latest information available at the time of publication approval. FCA Australia reserves the right without notice to publish revisions at any time. After you have read this handbook, it should be stored in the vehicle for convenient reference and remain with the vehicle when sold.

1. FCAA MANUFACTURER'S WARRANTY PROVIDER

The warranties set out below are provided by FCA Australia Pty Ltd (ABN 23 125 956 505) trading as FCA Australia (FCAA) Group of 437 Plummer Street, Port Melbourne VIC 3207, telephone number: 1300 133 079.

FCAA provides a Basic Warranty and a Corrosion Warranty in respect of your vehicle (collectively referred to as "the FCAA Manufacturer's Warranty"). This is the only express warranty that FCAA provides for your vehicle.

2. WHAT IS COVERED BY THE FCAA MANUFACTURER'S WARRANTY

2.1. BASIC WARRANTY

A. What is covered at No Cost to You

The Basic Warranty covers the cost of parts and labour needed to repair any defective items on your vehicle - that is, defective material, workmanship, or factory preparation. You pay nothing for these repairs. These warranty repairs or adjustments - including all parts and labour connected with them - will be made by your authorised dealer at no charge, using new or re-manufactured parts.

FCAA's liability under this Basic Warranty is limited to ensuring that any such repairs are made.

A list of excluded components/services is set out in Section 3.

Tyres are covered by their Manufacturer's warranty (see Section 2.1(B)). Genuine parts and accessories fitted to your vehicle at the time of purchase will, subject to Section 2.1(D) and Section 3, be covered by the Basic Warranty.

B. Tyres are covered by Other warranties

Tyres are not covered by the Basic Warranty and instead are covered by separate warranties offered by their manufacturers.

C. Costs associated with making a Claim

The Basic Warranty covers the cost of towing your vehicle to the nearest authorised dealer if your vehicle cannot be driven because a covered part has failed. Otherwise, you are responsible for taking your vehicle to an authorised dealer. You are also responsible for collecting your vehicle from the authorised dealer once the Basic Warranty repairs have been completed, at your expense and any other costs and expenses associated with making a claim.

D. Basic Warranty Period

The Basic Warranty begins on the earliest of the following dates:

- The date of first registration of the vehicle (please note that the date of the first registration of the vehicle may be earlier than the date of delivery for you. For example, if your vehicle was used as a dealer demonstrator, company car or has been purchased from a third party, the Basic Warranty period may have commenced and/or expired prior to delivery. If you have any queries regarding the date of the first registration, please contact your authorised Jeep dealer);
- The date of the original contract of sale for the vehicle to the first purchaser (or when title in the vehicle first passed to a third party not being an authorised Jeep dealer in FCAA's dealer network).
- The date the vehicle is provided to the user for entry into service.

The Basic Warranty applies to any defects appearing within 5 years

from the beginning of the Basic Warranty period or within the first 100,000 kilometres on the odometer, whichever occurs first. But the following items are covered only for 12 months or for 20,000 kilometres on the odometer, whichever occurs first:

- Brakes (disc rotors, pads, linings, and drums);
- Wiper blades;
- Clutch discs; and clutch plate;
- Adjustments;
- Tyre balancing; and wheel alignment
- All filters;
- All drive belts;
- All light bulbs;
- All fuses;
- Paint finish that does not relate to corrosion;
- Interior soft trim (seat cushions and covers, headrests, sun visors, carpet, hood lining, door trim inserts, cargo nets).

2.2. CORROSION WARRANTY

A. Description of Coverage

The Corrosion Warranty covers the cost of parts and labour needed to repair or replace any outer-body metal panel (one that is finish-painted and that someone can see when walking around the vehicle) that gets holes from rust or other corrosion.

If a hole occurs because of something other than corrosion, the

Corrosion Warranty does not apply. Cosmetic or surface corrosion - resulting, for example, from stone chips or scratches in the paint- is not covered. For more details on what is not covered by the Corrosion Warranty, see Section 3.6.

FCAA's liability under this Warranty is limited to ensuring that any such repairs are made.

B. Corrosion Warranty Period

The Corrosion Warranty starts when your Basic Warranty begins under Section 2.1(D), and applies to corrosion appearing within 5 years from the beginning of the Corrosion Warranty or within the first 100,000 kilometres, whichever occurs first.

3. WHAT IS NOT COVERED

Please note even though your FCAA Manufacturer's Warranty does not apply in the circumstances set out below, you may still have rights under Australian laws, including the Australian Consumer Law, in such circumstances.

3.1. MODIFICATIONS NOT COVERED

A. Some modifications do not void the FCAA Manufacturer's Warranty but are not covered

Certain changes that you might make to your vehicle do not, by themselves, void your FCAA Manufacturer's Warranty. Examples of

some of these changes are:

- Installing non-genuine parts, components, or equipment (such as a non-genuine radio or other accessories), even if such components are installed by an authorised dealer or other qualified persons; or
- Using special non-genuine materials or additives.

However, your FCAA Manufacturer's Warranty does not cover any accessory, component or part that FCAA did not supply. Nor does it cover the costs of any repairs or adjustments that might be caused or needed because of the installation or use of non-genuine parts, accessories, components, equipment, materials or additives.

Examples of the types of alterations not covered are:

- Installing accessories - except for genuine parts accessories approved for dealer installation - such as sunroof, window tinting, trailer hitches, and anti-theft alarm systems;
- Applying rust-proofing or other protection products; or
- Using any refrigerant that FCAA has not approved.

B. Modifications that Will or May Void your FCAA Manufacturer's Warranty

Examples of modifications that will void your FCAA Manufacturer's Warranty include: disconnecting, tampering with, or altering the odometer, unless your repairing dealer technician follows the legal

requirements for repairing or replacing odometers. Attaching any device that disconnects the odometer will also void your FCAA Manufacturer's Warranty.

In the event that:

- Non-FCAA approved "performance" parts are fitted to the suspension of your vehicle;
- Non-FCAA approved suspension, driveline, engine or steering modifications are fitted to your vehicle; or
- Non-original specification tyre rims are fitted to your vehicle,

then the FCAA Manufacturer's Warranty will not cover these unauthorised after-market modifications or components or part of the vehicle that are damaged or need to be repaired as a direct or indirect result of the fitment or operation of the unauthorised after-market modification. The FCAA Manufacturer's Warranty will not otherwise be voided.

C. Insignificant Defects

If a defect is determined by FCAA to be an insignificant defect, any repair work will not be covered by the terms of the FCAA Manufacturer's Warranty.

Insignificant defects include:

- Very small or low sound or vibration which does not affect the operation of the vehicle or is deemed to be within commercially

- acceptable tolerances, or is a normal characteristic of operation;
- Very slight seepage of oil or the like around packing and/or oil seals which does not decrease significantly the quantity of the oil in various component pans;
- Gaps between panels not exceeding the limits set by the manufacturer;
- External defects that are not easily visible;
- Any reported issue that cannot be demonstrated or experienced.

3.2. ENVIRONMENTAL FACTORS NOT COVERED

Your FCAA Manufacturer's Warranty does not cover damage caused by environmental factors such as airborne fallout, chemicals, tree sap, salt, ocean spray, acid rain, and road hazards. Nor does your FCAA Manufacturer's Warranty cover damage caused by hailstorms, windstorms, tornadoes, cyclones, sandstorms, lightning, floods, and earthquakes.

3.3. MAINTENANCE COSTS NOT COVERED

Your FCAA Manufacturer's Warranty does not cover the costs of repairing damage caused directly or indirectly by poor or improper maintenance. Nor does it cover damage caused by the use of contaminated fuels, or by the use of fuels, oils, lubricants, or fluids other than those recommended in your Operating Information/ Owner's Handbook.

The FCAA Manufacturer's Warranty does not cover the costs of your vehicle's normal or scheduled maintenance - the parts and services that all vehicles routinely need. Examples of some of these parts and services, which your FCAA Manufacturer's Warranty does not cover include:

- Lubrication;
- Engine tune-ups;
- Replacing filters, coolant, spark plugs or fuses (unless those costs result from a covered repair);
- Cleaning and polishing; and
- Replacing worn wiper blades, worn brake pads and linings, or clutch linings.

3.4. INCIDENTAL AND CONSEQUENTIAL DAMAGES NOT COVERED

Your FCAA Manufacturer's Warranty does not cover any incidental or consequential damages connected with your vehicle's failure, either while under the FCAA Manufacturer's Warranty or afterward. Examples of such damages include:

- Lost time;
- Inconvenience;
- The loss of the use of your vehicle;
- The cost of rental vehicles, fuels, telephone, travel, or lodging;
- The loss of personal or commercial property; and

- The loss of revenue.

3.5. RACING NOT COVERED

Your FCAA Manufacturer's Warranty does not cover the costs of repairing damage or conditions caused by racing, nor does it cover the repair of any defects that are found as the result of participating in a racing event.

3.6. CERTAIN KINDS OF CORROSION NOT COVERED

Your FCAA Manufacturer's Warranty does not cover the following:

- Corrosion caused by accident, damage, abuse, or vehicle alteration;
- Surface corrosion caused by such things as industrial fallout, sand, salt, hail, and stones;
- Corrosion caused by the extensive or abnormal transport of caustic materials like chemicals, acids or fertilisers; and
- Corrosion of special bodies, body conversions, or equipment not made or supplied by FCAA.

3.7. OTHER EXCLUSIONS

Your FCAA Manufacturer's Warranty does not cover the costs of repairing damage or conditions caused directly or indirectly by any of the following:

- Fire or accident;
- Abuse or negligence;
- Misuse - for example, driving over curbs or over loading your vehicle;
- Tampering with the emission systems, or with a part that could affect the emission systems;
- Use of used parts, even if they were originally supplied by FCAA (however, authorised FCAA or remanufactured parts are covered); and
- Any changes made to your vehicle that do not comply with FCAA's specifications.

3.8. TOTAL LOSS, SALVAGE, JUNK, OR SCRAP CARS NOT COVERED

A vehicle has no FCAA Manufacturer's Warranty coverage of any kind if:

- The vehicle is declared to be a total loss by an insurance company.
- The vehicle is rebuilt after being declared to be a total loss by an insurance company; or
- The vehicle is issued a certificate of title indicating that it is designated as "salvage", "junk", "rebuild", "scrap", or some similar word.

4. HOW TO GET FCAA MANUFACTURER'S WARRANTY SERVICE

4.1. WHERE TO TAKE YOUR VEHICLE

FCAA generally recommends that you take your vehicle to the dealer where you bought it. But any authorised dealer within Australia can attend to your vehicle. Go to www.jeep.com.au to locate your nearest dealer.

Except in emergencies (see Section 4.2), only an authorised dealer may perform FCAA Manufacturer's Warranty service on your vehicle free of charge.

4.2. EMERGENCY WARRANTY REPAIRS

In case of emergency repairs you should endeavour to contact your selling dealer and request authorisation for such emergency repairs.

5. FCAA MANUFACTURER'S WARRANTY PROBLEMS

5.1. STEPS TO TAKE

A. In General

Normally, all FCAA Manufacturer's Warranty problems can be resolved by your authorised dealer's sales and service departments. That is why you should always talk to your dealer's service manager or sales manager first. But if you are not satisfied with your authorised dealer's

response to your problem, FCAA recommends that you do the following:

STEP 1: Discuss your problem with the owner or general manager of the authorised dealership.

STEP 2: If your authorised dealership still cannot resolve the problem, contact customer care. You will find the relevant contact numbers in Section 5.2.

B. What FCAA Will Do

Once you have followed the two steps described in Section 5.1(A), an FCAA representative will review your situation. If it is something that FCAA can help you with, FCAA will provide your authorised dealership with all the information and assistance necessary to resolve the problem. Even if FCAA cannot help you, FCAA will acknowledge your communication and explain FCAA's position.

C. Information to Provide

You will need to provide the following information at the time of making the claim:

- Your name, address and telephone number;
- The VIN of your vehicle;
- Evidence, including receipts, of all work, including scheduled maintenance and service work, performed on your vehicle by persons other than an authorised dealer;
- The nature of your claim, and all material details related to your claim.

5.2. CONTACT INFORMATION

Below are the contact details of FCAA's Customer Care that can help you wherever you happen to be:

Phone: 1300 133 079

6. OTHER INFORMATION ABOUT YOUR FCAA MANUFACTURER'S WARRANTY

6.1. EXCHANGED PARTS MAY BE USED IN FCAA MANUFACTURER'S WARRANTY REPAIRS

Please note, goods presented for repair may be replaced by refurbished goods of the same type rather than being repaired. Refurbished parts may be used to repair the goods.

In the interest of customer satisfaction, FCAA may offer an exchange service on some vehicle parts. This service is intended to reduce the amount of time your vehicle is not available for your use due to repairs. Parts used in exchange service may be new, remanufactured, reconditioned, or repaired, depending on the part involved.

All exchange parts that might be used meet FCAA's standards. Examples of the kinds of parts that might be serviced in this way are:

- Engine assemblies;
- Transmission assemblies;
- Instrument cluster assemblies;
- Multimedia units including displays; or
- Powertrain control modules.

6.2. PRE-DELIVERY SERVICE

A defect or damage to the mechanical, electrical, sheet-metal, paint, trim, and other components of your vehicle may have occurred at the factory or while it was being shipped to the dealer.

Such a defect or damage is usually detected and corrected at the factory. In addition, authorised dealers must inspect each vehicle before delivery. They repair any defects or damage detected before the vehicle is delivered to you.

6.3. TRANSFER OF FCAA MANUFACTURER'S WARRANTY

Any unexpired portion of your FCAA Manufacturer's Warranty will be transferred to subsequent purchasers of the vehicle during the Warranty period.

6.4. PRODUCTION CHANGES

FCAA and its authorised dealers reserve the right to make changes in vehicles built or sold by them at any time without incurring any obligation

to notify you of such changes or to make the same or similar changes on vehicles previously built or sold.

7. ELIGIBILITY TO CLAIM THE FCAA MANUFACTURER'S WARRANTY

7.1. REGISTRATION AND OPERATION REQUIREMENTS

The FCAA Manufacturer's Warranty covers your vehicle only if:

- It was built for sale in Australia and was purchased in Australia;
- It is registered in Australia;
- It is driven mainly in Australia; and
- It is operated and maintained in the manner described within this Service and Warranty Handbook.

7.2. SERVICE RECORDS

It is your responsibility to properly maintain and operate your vehicle. Follow the instructions contained within this Service and Warranty Handbook.

Regular, scheduled maintenance is essential for trouble-free operation. Any deemed faults should be notified to your dealer for clarification as soon as possible.

To ensure your continued FCAA Manufacturer's Warranty coverage, FCAA requires you to keep track of scheduled maintenance either by having your service provider routinely fill out the service records or by keeping receipts or other documentation of work you have had done on your vehicle. The costs of repairing damage caused by failure to have scheduled maintenance conducted as set out in this Service and Warranty Handbook or improper servicing or maintenance will not be covered by this FCAA Manufacturer's Warranty.

FCAA recommends that you return to the authorised dealer from whom you bought your car for all maintenance service both during and after the FCAA Manufacturer's Warranty periods. Although you can get FCAA Manufacturer's Warranty service from any authorised dealer who sells your particular make or model, returning to your selling authorised dealer will help ensure that all your service needs are met.

FCAA prefers that you have the normal periodic maintenance performed by an authorised dealer. The FCAA Manufacturer's Warranty will not cover defects or damage caused by maintenance or servicing conducted by an unauthorised party. FCAA reserves the right to conduct diagnostic tests on your vehicle to determine the cause of any defect or damage.

Please refer to the Maintenance Schedules within this Service and Warranty Handbook for a description of the required maintenance. FCAA strongly recommends you use genuine FCAA parts to maintain your vehicle.

7.3. DAILY CARE

The checks listed below should be performed before the vehicle is operated in order that the vehicle may be maintained in a safe and efficient condition:

- Check battery condition where practicable.
- Check fuel quantity.
- Check for fuel, oil or water leaks (check under vehicle when parked overnight).
- Check rear view mirrors.
- Check clutch and brake pedal for free travel and operation.
- Check parking brake for proper operation.
- Check steering wheel for operation.
- Check all switches for proper operation.
- Check all instruments for proper operation.

7.4. SERVICE RECOMMENDATIONS

In addition to the routine maintenance schedule you should check (and correct if necessary) the following on a regular basis, as recommended in the vehicle's Operating Information/Owner's Handbook:

At Each Stop for Fuel:

- Check the engine oil level about 5 minutes after a fully warmed engine is shut off. Checking the oil level while the vehicle is on level ground will improve the accuracy of the oil level reading; and

- Check the windshield washer solvent and add if required.

Once a Month:

- Check tyre pressure and look for unusual wear or damage;
- Inspect the battery and clean and tighten the terminals as required;
- Check the fluid levels of coolant reservoir, brake/clutch master cylinder, and add as needed; and
- Check all lights and all other electrical items for correct operation.

At Each Oil Change, your servicing dealer should:

- Change the engine oil filter;
- Inspect the exhaust system;
- Inspect the brake hoses;
- Inspect the CV joints (if equipped) and front suspension components;
- Check the automatic transmission fluid level;
- Visually check manual transmission for leakage. Add fluid, if necessary, to maintain the proper fluid level; and
- Check the coolant level, hoses, and clamps.

NOTE: Operating your vehicle under the conditions listed below may affect your engine performance and engine oil consumption:

- Stop and go driving;
- Extensive engine idling;

- Driving in dusty conditions;
- Short trips of less than 16km;
- More than 50% of your driving is at sustained high speeds during hot weather, above 32°C;
- Trailer towing;
- Taxi, police or delivery service (commercial service); and
- Off-road or desert operation.

NOTE: For petrol engine vehicles, change the engine oil and engine oil filter at every 12 months or 7,500 kilometres if using your vehicle under any of these severe duty conditions:

- Stop and go driving.
- Driving in dusty conditions.
- Short trips of less than 16km.
- Trailer towing.
- Taxi, police, or delivery service (commercial service).
- Off-road or desert operation. After any off-road use the vehicle should be checked over for any damage or contamination of fluids or accumulation of debris in the radiator cooling fins, engine bay and underside of the vehicle.

Please also see our recommendations about care of the body/paintwork in the vehicle's Operating Information/Owner's Handbook.

The certainty of the benefits of the FCAA Manufacturer's Warranty is further assured by entrusting the vehicle's service requirements to any

authorised dealer because:

- They are technically equipped, trained and updated to be able to provide the quality of service that you and the product deserve.
- Their in-depth product knowledge means efficiency, excellent value and quality.
- They have access to the whole range of back-up from the worldwide FCA Group.

7.5. FUEL

Use only premium unleaded petrol of a minimum 91 Research Octane Number (RON). Using incorrect grade will cause running anomalies and warning signals. FCAA does not recommend the use of alternative fuels such as Liquid Petroleum Gas (LPG) on our range of vehicles.

7.6. ETHANOL

FCAA recommends that your vehicle be operated on fuel containing no more than 10% ethanol. Use of fuel with an ethanol content higher than 10% may result in engine malfunction, starting and operating difficulties and materials degradation. These adverse effects could result in permanent damage to your vehicle.

Any necessary repairs for damage caused to the vehicle through the use of fuel other than as recommended by FCAA will not be covered by the FCAA Manufacturer's Warranty.

Purchasing your fuel from a reputable supplier may reduce the risk of exceeding this 10% limit and/or of receiving fuel with abnormal properties. It should also be noted that an increase in fuel consumption can be expected when using ethanol blended fuels, due to the lower energy content of ethanol.

8. USE OF GENUINE SPARE PARTS

In order to maintain your vehicle in ideal condition, as designed and manufactured by Jeep it is strongly recommended to fit genuine Mopar parts that are supplied exclusively in trade-marked boxes, through the official Jeep network of FCAA. FCAA accepts no liability for faults/defects deriving from the installation of non-genuine spare parts or accessories.

Insist on genuine Mopar parts for your Jeep as these are designed to keep your vehicle running smoother for longer.

All Mopar parts and accessories are manufactured with superior finish and exact vehicle match, as well as in the integrated fit that comes from utilising the same computer modelling technology that was used to design your vehicle.

9. ROADSIDE ASSISTANCE

FCAA offers a dedicated Roadside Assistance program which will provide 24 hour roadside assistance. For details of your roadside assistance policy, including the full terms and conditions of use, please call 1800 102 277.

Roadside Assistance is available for the vehicle for the duration of the FCAA Manufacturer's Warranty period. Owners can continue to enjoy the benefits of Roadside Assistance after the FCAA Manufacturer's Warranty period by purchasing additional coverage.

WHAT TO DO WHEN YOU NEED ASSISTANCE

Should you require assistance simply call the Roadside Assistance toll free number and follow the prompts:

Phone: 1800 102 277

Be sure to have the following information available for the customer service assistant when you call:

- Your name and breakdown location (also the nearest cross street if possible).
- Your vehicle registration number.
- You must provide a telephone number on which you can be contacted.

SCHEDULED MAINTENANCE – JEEP WRANGLER 3.6L PETROL ENGINE

Mileage or time passed (whichever comes first)	Years:									
	1	2	3	4	5	6	7	8	9	10*
or Kilometres:	12,000km	24,000km	36,000km	48,000km	60,000km	72,000km	84,000km	96,000km	108,000km	120,000km
Check vehicle systems operations via diagnostic socket and “wiTECH Diagnostic Computer”.	•	•	•	•	•	•	•	•	•	•
Check vehicle Service History in VIP for outstanding Service Campaigns.	•	•	•	•	•	•	•	•	•	•
Replace engine oil and engine oil filter. ^{(1) (3) (6)}	•	•	•	•	•	•	•	•	•	•
Reset Oil Change Indicator. ⁽²⁾	•	•	•	•	•	•	•	•	•	•
Check battery charge status and recharge if required. Clean and tighten terminals as required.	•	•	•	•	•	•	•	•	•	•
Check and top up as required, all fluid levels (brakes, windscreen washer).	•	•	•	•	•	•	•	•	•	•
Inspect coolant level and top up as required. Inspect cooling system hoses and clamps.	•	•	•	•	•	•	•	•	•	•
Inspect auxiliary drive belt condition and tension as required.	•	•	•	•	•	•	•	•	•	•
Check operation of lighting system (headlights, direction indicators, hazard warning lights, boot, passenger compartment, glove box, instrument panel warning lights, etc.).	•	•	•	•	•	•	•	•	•	•
Inspect the condition of the front and rear wiper blades and windscreen washer operation.	•	•	•	•	•	•	•	•	•	•
Inspect the doors, bonnet and boot lock operation. Lube as required.	•	•	•	•	•	•	•	•	•	•
Rotate tyres. Check tyre condition/wear and adjust pressure if required. Check condition of spare wheel.	•	•	•	•	•	•	•	•	•	•
Inspect front and rear suspension, tie rod ends, boot seals, ball joints, and replace if necessary.			•			•			•	
Replace brake fluid. ⁽⁴⁾		•		•		•		•		•
If using your vehicle for any of the following: Dusty or off-road conditions. Inspect the engine air cleaner filter, replace if necessary.		•		•		•		•		•

SCHEDULED MAINTENANCE – JEEP WRANGLER 3.6L PETROL ENGINE

Mileage or time passed (whichever comes first)	Years:	1	2	3	4	5	6	7	8	9	10*
	or Kilometres:	12,000km	24,000km	36,000km	48,000km	60,000km	72,000km	84,000km	96,000km	108,000km	120,000km
Inspect the brake linings, replace if necessary.			•		•		•		•		•
Inspect the condition of the exhaust system. Check for damage and leaks.				•			•			•	
Visually inspect condition of: exterior bodywork, underbody protection, engine, transmission, axle, pipes and hoses (exhaust - fuel system - brakes), rubber elements (boots, sleeves, bushings, etc.) repair if necessary.			•		•		•		•		•
Inspect the front (if equipped) and rear axle fluid, change if using your vehicle for police, taxi, fleet, off-road or frequent trailer towing. ⁽⁷⁾					•				•		
Replace the air conditioning filter.				•			•			•	
Adjust parking brake.					•				•		
Replace engine air cleaner filter.					•				•		
Replace spark plugs. ⁽⁵⁾										•	
Replace accessory drive belt(s).	(8)										
Flush and replace the engine coolant at 10 years or 240,000 kilometres, whichever comes first.											•
Inspect the transfer case fluid.					•						
Change the transfer case fluid if using your vehicle for any of the following: police, taxi, fleet, or frequent trailer towing.									•		
Change the automatic transmission fluid and filter.	(9)										
Change automatic transmission fluid and filter if using your vehicle for any of the following: trailer towing, heavy loading, taxi, police, delivery service (commercial service), off-road, desert operation or more than 50% of your driving is at sustained high speeds during hot weather, above 32°C.									•		

SCHEDULED MAINTENANCE – JEEP WRANGLER 3.6L PETROL ENGINE

Mileage or time passed (whichever comes first)	Years:									
	1	2	3	4	5	6	7	8	9	10*
or Kilometres:	12,000km	24,000km	36,000km	48,000km	60,000km	72,000km	84,000km	96,000km	108,000km	120,000km
Change the manual transmission fluid if using your vehicle for any of the following: trailer towing, heavy loading, taxi, police, delivery service (commercial service), off-road, desert operation or more than 50% of your driving is at sustained high speeds during hot weather, above (32°C).				•				•		
Inspect and replace PCV valve if necessary.	(10)									

(*) *Mandatory operations.*

(*) *The checks listed in this Programmed Maintenance Schedule, after reaching 10 years / 120,000 kilometres, must be cyclically repeated starting from the first interval, thus following the same intervals as before.*

(1) *Change your engine oil more often if you drive your vehicle off-road for an extended period of time.*

(2) *The Oil Change Indicator message will not monitor the time since the last oil change. Change your vehicle's oil if it has been 12 months since your last oil change even if the oil change indicator message is NOT illuminated.*

(3) *Under no circumstances should oil change intervals exceed 12 months or 12,000 kilometres, whichever comes first.*

(4) *Brake fluid is time based only; mileage intervals do not apply.*

(5) *Spark plug interval is mileage based; yearly intervals do not apply.*

(6) *Change the engine oil and engine oil filter at every 12 months or 7,500 kilometres if using your vehicle under any of the severe duty conditions listed in Point 7.*

(7) *Severe Duty only applies if the vehicle is predominantly operated under the following conditions:*

- *Stop and go driving.*
- *Driving in dusty conditions.*
- *Short trips of less than 16km.*
- *Trailer towing.*
- *Taxi, police, or delivery service (commercial service).*
- *Off-road or desert operation. After any off-road use the vehicle should be checked over for any damage or contamination of fluids or accumulation of debris in the radiator cooling fins, engine bay and underside of the vehicle.*

(8) *Replace accessory drive belt(s) at 16 years or 192,000 kilometres, whichever occurs first.*

(9) *Replace automatic transmission fluid and filter at 16 years or 192,000 kilometres, whichever occurs first.*

(10) *Inspect and replace the PCV valve at 144,000 kilometres.*

SCHEDULED MAINTENANCE – JEEP WRANGLER 2.8L DIESEL ENGINE

Mileage or time passed (whichever comes first)	Years:									
	1	2	3	4	5	6	7	8	9	10*
or Kilometres:	24,000km	48,000km	72,000km	96,000km	120,000km	144,000km	168,000km	192,000km	216,000km	240,000km
Check vehicle systems operations via diagnostic socket and “wiTECH Diagnostic Computer”.	•	•	•	•	•	•	•	•	•	•
Check vehicle Service History in VIP for outstanding Service Campaigns.	•	•	•	•	•	•	•	•	•	•
Replace engine oil and engine oil filter. ⁽¹⁾	•	•	•	•	•	•	•	•	•	•
Reset Oil Change Indicator.	•	•	•	•	•	•	•	•	•	•
Check battery charge status and recharge if required. Clean and tighten terminals as required.	•	•	•	•	•	•	•	•	•	•
Check and top up as required, all fluid levels (brakes, windscreen washer).	•	•	•	•	•	•	•	•	•	•
Inspect coolant level and top up as required. Inspect cooling system hoses and clamps.	•	•	•	•	•	•	•	•	•	•
Inspect auxiliary drive belt condition and tension as required.	•	•	•	•	•	•	•	•	•	•
Check operation of lighting system (headlights, direction indicators, hazard warning lights, boot, passenger compartment, glove box, instrument panel warning lights, etc.).	•	•	•	•	•	•	•	•	•	•
Inspect the condition of the front and rear wiper blades and windscreen washer operation.	•	•	•	•	•	•	•	•	•	•
Inspect the doors, bonnet and boot lock operation. Lube as required.	•	•	•	•	•	•	•	•	•	•
Rotate tyres. Check tyre condition/wear and adjust pressure if required. Check condition of spare wheel.	•	•	•	•	•	•	•	•	•	•
Inspect front and rear suspension, tie rod ends, boot seals, ball joints, and replace if necessary.	•	•	•	•	•	•	•	•	•	•
Replace brake fluid. ⁽²⁾		•		•		•		•		•
If using your vehicle for any of the following: Dusty or off-road conditions. Inspect the engine air cleaner filter, replace if necessary.	•	•	•	•	•	•	•	•	•	•

SCHEDULED MAINTENANCE – JEEP WRANGLER 2.8L DIESEL ENGINE

Mileage or time passed (whichever comes first)	Years:									
	1	2	3	4	5	6	7	8	9	10*
or Kilometres:	24,000km	48,000km	72,000km	96,000km	120,000km	144,000km	168,000km	192,000km	216,000km	240,000km
Inspect the brake linings, replace if necessary.	•	•	•	•	•	•	•	•	•	•
Inspect the condition of the exhaust system. Check for damage and leaks.			•				•		•	
Visually inspect condition of: exterior bodywork, underbody protection, engine, transmission, axle, pipes and hoses (exhaust - fuel system - brakes), rubber elements (boots, sleeves, bushings, etc.) repair if necessary.	•	•	•	•	•	•	•	•	•	•
Inspect the front and rear axle fluid, change if using your vehicle for police, taxi, fleet, off-road or frequent trailer towing.		•		•			•	•		•
Replace the air conditioning filter.		•		•			•	•		•
Adjust parking brake.		•		•			•	•		•
Replace engine air cleaner filter.		•		•			•	•		•
Drain the fuel filter/water separator unit.	•	•	•	•	•	•	•	•	•	•
Replace diesel fuel filter.		•		•			•	•		•
Replace accessory drive belt(s).				•				•		
Flush and replace the engine coolant at 10 years or 240,000 kilometres, whichever comes first.										•
Inspect the transfer case fluid.		•		•			•	•		
Change the transfer case fluid if using your vehicle for any of the following: police, taxi, fleet, or frequent trailer towing.				•				•		
Change the automatic transmission fluid and filter.								•		
Change automatic transmission fluid and filter if using your vehicle for any of the following: trailer towing, heavy loading, taxi, police, delivery service (commercial service), off-road, desert operation or more than 50% of your driving is at sustained high speeds during hot weather, above 32°C.				•				•		
Replace the engine timing belt, and timing belt tensioner.								•		

SCHEDULED MAINTENANCE – JEEP WRANGLER 2.8L DIESEL ENGINE

(*) *Mandatory operations.*

(*) *The checks listed in this Programmed Maintenance Schedule, after reaching 10 years / 240,000 kilometres, must be cyclically repeated starting from the first interval, thus following the same intervals as before.*

(1) *The actual interval for changing engine oil and replacing the engine oil filter depends on the vehicle usage conditions, and is signalled by the warning light or message in the instrument panel. In all cases, Under no circumstances should oil change intervals exceed 12 months or 24,000 kilometres, whichever comes first. If the car is used mainly for urban driving, it is advisable to change the oil and replace the filter every year. Diesel vehicles are equipped with an automatic oil change indicator system. The oil change indicator system will remind you that it is time to take your vehicle in for scheduled servicing. Based on engine operation conditions, the oil change indicator message will illuminate. This means that service is required for your vehicle. Operating conditions such as frequent short trips, trailer tow, extremely hot or cold ambient temperatures will influence when the "Oil Change Required" message is displayed.*


(2) *Brake fluid is time based only; mileage intervals do not apply.*

Note: After any off-road use the vehicle should be checked over for any damage or contamination of fluids or accumulation of debris in the radiator cooling fins, engine bay and underside of the vehicle

The following are provided to log and record the completion of service. Please ensure that each coupon and stub is completed and stamped by the Service Provider carrying out the work. We recommend the use of genuine Jeep Parts and Accessories.

DATE: _____


ODOMETER READING: _____



AUTHORISED DEALER STAMP

DATE: _____


ODOMETER READING: _____



AUTHORISED DEALER STAMP

DATE: _____


ODOMETER READING: _____



AUTHORISED DEALER STAMP

DATE: _____


ODOMETER READING: _____



AUTHORISED DEALER STAMP

DATE: _____


ODOMETER READING: _____



AUTHORISED DEALER STAMP

DATE: _____

ODOMETER READING: _____




AUTHORISED DEALER STAMP

The following are provided to log and record the completion of service. Please ensure that each coupon and stub is completed and stamped by the Service Provider carrying out the work. We recommend the use of genuine Jeep Parts and Accessories.

DATE: _____


ODOMETER READING: _____



AUTHORISED DEALER STAMP

DATE: _____


ODOMETER READING: _____



AUTHORISED DEALER STAMP

DATE: _____


ODOMETER READING: _____



AUTHORISED DEALER STAMP

DATE: _____


ODOMETER READING: _____



AUTHORISED DEALER STAMP

DATE: _____


ODOMETER READING: _____



AUTHORISED DEALER STAMP


DATE: _____


ODOMETER READING: _____





AUTHORISED DEALER STAMP


The following are provided to log and record the completion of service. Please ensure that each coupon and stub is completed and stamped by the Service Provider carrying out the work. We recommend the use of genuine Jeep Parts and Accessories.


DATE: _____
ODOMETER READING: _____
 AUTHORISED DEALER STAMP

DATE: _____
ODOMETER READING: _____
 AUTHORISED DEALER STAMP

DATE: _____
ODOMETER READING: _____
 AUTHORISED DEALER STAMP

DATE: _____
ODOMETER READING: _____
 AUTHORISED DEALER STAMP


DATE: _____
ODOMETER READING: _____
 AUTHORISED DEALER STAMP

DATE: _____
ODOMETER READING: _____
 AUTHORISED DEALER STAMP

The following are provided to log and record the completion of service. Please ensure that each coupon and stub is completed and stamped by the Service Provider carrying out the work. We recommend the use of genuine Jeep Parts and Accessories.

DATE: _____


ODOMETER READING: _____



AUTHORISED DEALER STAMP

DATE: _____


ODOMETER READING: _____



AUTHORISED DEALER STAMP

DATE: _____


ODOMETER READING: _____



AUTHORISED DEALER STAMP

DATE: _____


ODOMETER READING: _____



AUTHORISED DEALER STAMP

DATE: _____


ODOMETER READING: _____



AUTHORISED DEALER STAMP

DATE: _____

ODOMETER READING: _____




AUTHORISED DEALER STAMP

The following are provided to log and record the completion of service. Please ensure that each coupon and stub is completed and stamped by the Service Provider carrying out the work. We recommend the use of genuine Jeep Parts and Accessories.

DATE: _____


ODOMETER READING: _____



AUTHORISED DEALER STAMP

DATE: _____


ODOMETER READING: _____



AUTHORISED DEALER STAMP

DATE: _____


ODOMETER READING: _____



AUTHORISED DEALER STAMP

DATE: _____


ODOMETER READING: _____



AUTHORISED DEALER STAMP

DATE: _____


ODOMETER READING: _____



AUTHORISED DEALER STAMP

DATE: _____

ODOMETER READING: _____




AUTHORISED DEALER STAMP

The following are provided to log and record the completion of service. Please ensure that each coupon and stub is completed and stamped by the Service Provider carrying out the work. We recommend the use of genuine Jeep Parts and Accessories.

DATE: _____


ODOMETER READING: _____



AUTHORISED DEALER STAMP

DATE: _____


ODOMETER READING: _____



AUTHORISED DEALER STAMP

DATE: _____


ODOMETER READING: _____



AUTHORISED DEALER STAMP

DATE: _____


ODOMETER READING: _____



AUTHORISED DEALER STAMP

DATE: _____


ODOMETER READING: _____



AUTHORISED DEALER STAMP

DATE: _____

ODOMETER READING: _____



AUTHORISED DEALER STAMP

BY POST

If your name or address has changed or you are the owner of this vehicle please complete the other side of this form and mail in a stamped envelope to the following address:

FCA Australia Pty Ltd
PO BOX 23267
Docklands VIC 3008

Please provide proof of ownership if completing this form to register a change of ownership e.g., a receipt of purchase or a copy of the contract.

BY EMAIL

Alternatively, fill out the form provided, scan the completed form and send the form and proof of ownership where relevant to: aucustomercare@fcagroup.com

FCAA PRIVACY POLICY

At FCAA, we share your concern over privacy. Your personal information may be shared within FCAA, authorised dealers, authorised third parties and associated companies for administration of the warranty program, as permitted by law. You may elect to have no other communication with us, other than in relation to these warranty related issues and customer satisfaction measures.

However, we wish to maintain an on-going relationship with you, as a member of the FCAA family. This requires the use of the information provided to us, either directly or through our authorised dealer network. This information allows both your dealer, FCAA, associated companies and third party service providers to provide you with continuing support and assistance, and it helps us in the development of relevant marketing communications and special offers for your benefit. If you do not provide us with the information requested, we may not be able to notify you regarding certain product information or provide you with the benefits outlined above.

Simply check the box and sign below if you wish to receive future marketing communications, including updates, special offers and information on new models.

A full copy of the FCAA Privacy Policy may be obtained through your dealer, through an FCAA office or on our website www.fiatchrysler.com.au. You are entitled to access any information we have collected about you. Full details of this process are defined within our Privacy Policy. Put simply, all you have to do is notify FCAA of your request in writing marked to the attention of the Chief Security Officer at PO Box 23267, Docklands VIC 3008 or make the request via our website. The FCAA Privacy Policy also sets out how you can make a privacy related complaint, how that complaint will be dealt with and the extent to which your information may be disclosed to overseas recipients.

YES, I wish to receive future marketing communications, including updates, special offers and information on new models.

SIGNED BY: _____

BY POST

If your name or address has changed or you are the owner of this vehicle please complete the other side of this form and mail in a stamped envelope to the following address:

FCA Australia Pty Ltd
PO BOX 23267
Docklands VIC 3008

Please provide proof of ownership if completing this form to register a change of ownership e.g., a receipt of purchase or a copy of the contract.

BY EMAIL

Alternatively, fill out the form provided, scan the completed form and send the form and proof of ownership where relevant to: aucustomercare@fcagroup.com

FCAA PRIVACY POLICY

At FCAA, we share your concern over privacy. Your personal information may be shared within FCAA, authorised dealers, authorised third parties and associated companies for administration of the warranty program, as permitted by law. You may elect to have no other communication with us, other than in relation to these warranty related issues and customer satisfaction measures.

However, we wish to maintain an on-going relationship with you, as a member of the FCAA family. This requires the use of the information provided to us, either directly or through our authorised dealer network. This information allows both your dealer, FCAA, associated companies and third party service providers to provide you with continuing support and assistance, and it helps us in the development of relevant marketing communications and special offers for your benefit. If you do not provide us with the information requested, we may not be able to notify you regarding certain product information or provide you with the benefits outlined above.

Simply check the box and sign below if you wish to receive future marketing communications, including updates, special offers and information on new models.

A full copy of the FCAA Privacy Policy may be obtained through your dealer, through an FCAA office or on our website www.fiatchrysler.com.au. You are entitled to access any information we have collected about you. Full details of this process are defined within our Privacy Policy. Put simply, all you have to do is notify FCAA of your request in writing marked to the attention of the Chief Security Officer at PO Box 23267, Docklands VIC 3008 or make the request via our website. The FCAA Privacy Policy also sets out how you can make a privacy related complaint, how that complaint will be dealt with and the extent to which your information may be disclosed to overseas recipients.

YES, I wish to receive future marketing communications, including updates, special offers and information on new models.

SIGNED BY: _____

BY POST

If your name or address has changed or you are the owner of this vehicle please complete the other side of this form and mail in a stamped envelope to the following address:

FCA Australia Pty Ltd
PO BOX 23267
Docklands VIC 3008

Please provide proof of ownership if completing this form to register a change of ownership e.g., a receipt of purchase or a copy of the contract.

BY EMAIL

Alternatively, fill out the form provided, scan the completed form and send the form and proof of ownership where relevant to: aucustomercare@fcagroup.com

FCAA PRIVACY POLICY

At FCAA, we share your concern over privacy. Your personal information may be shared within FCAA, authorised dealers, authorised third parties and associated companies for administration of the warranty program, as permitted by law. You may elect to have no other communication with us, other than in relation to these warranty related issues and customer satisfaction measures.

However, we wish to maintain an on-going relationship with you, as a member of the FCAA family. This requires the use of the information provided to us, either directly or through our authorised dealer network. This information allows both your dealer, FCAA, associated companies and third party service providers to provide you with continuing support and assistance, and it helps us in the development of relevant marketing communications and special offers for your benefit. If you do not provide us with the information requested, we may not be able to notify you regarding certain product information or provide you with the benefits outlined above.

Simply check the box and sign below if you wish to receive future marketing communications, including updates, special offers and information on new models.

A full copy of the FCAA Privacy Policy may be obtained through your dealer, through an FCAA office or on our website www.fiatchrysler.com.au. You are entitled to access any information we have collected about you. Full details of this process are defined within our Privacy Policy. Put simply, all you have to do is notify FCAA of your request in writing marked to the attention of the Chief Security Officer at PO Box 23267, Docklands VIC 3008 or make the request via our website. The FCAA Privacy Policy also sets out how you can make a privacy related complaint, how that complaint will be dealt with and the extent to which your information may be disclosed to overseas recipients.

YES, I wish to receive future marketing communications, including updates, special offers and information on new models.

SIGNED BY: _____

BY POST

If your name or address has changed or you are the owner of this vehicle please complete the other side of this form and mail in a stamped envelope to the following address:

FCA Australia Pty Ltd
PO BOX 23267
Docklands VIC 3008

Please provide proof of ownership if completing this form to register a change of ownership e.g., a receipt of purchase or a copy of the contract.

BY EMAIL

Alternatively, fill out the form provided, scan the completed form and send the form and proof of ownership where relevant to: aucustomercare@fcagroup.com

FCAA PRIVACY POLICY

At FCAA, we share your concern over privacy. Your personal information may be shared within FCAA, authorised dealers, authorised third parties and associated companies for administration of the warranty program, as permitted by law. You may elect to have no other communication with us, other than in relation to these warranty related issues and customer satisfaction measures.

However, we wish to maintain an on-going relationship with you, as a member of the FCAA family. This requires the use of the information provided to us, either directly or through our authorised dealer network. This information allows both your dealer, FCAA, associated companies and third party service providers to provide you with continuing support and assistance, and it helps us in the development of relevant marketing communications and special offers for your benefit. If you do not provide us with the information requested, we may not be able to notify you regarding certain product information or provide you with the benefits outlined above.

Simply check the box and sign below if you wish to receive future marketing communications, including updates, special offers and information on new models.

A full copy of the FCAA Privacy Policy may be obtained through your dealer, through an FCAA office or on our website www.fiatchrysler.com.au. You are entitled to access any information we have collected about you. Full details of this process are defined within our Privacy Policy. Put simply, all you have to do is notify FCAA of your request in writing marked to the attention of the Chief Security Officer at PO Box 23267, Docklands VIC 3008 or make the request via our website. The FCAA Privacy Policy also sets out how you can make a privacy related complaint, how that complaint will be dealt with and the extent to which your information may be disclosed to overseas recipients.

YES, I wish to receive future marketing communications, including updates, special offers and information on new models.

SIGNED BY: _____



FCA Australia Pty Ltd
PO BOX 23267, Docklands VIC 3008
Customer Care Centre: 1300 133 079